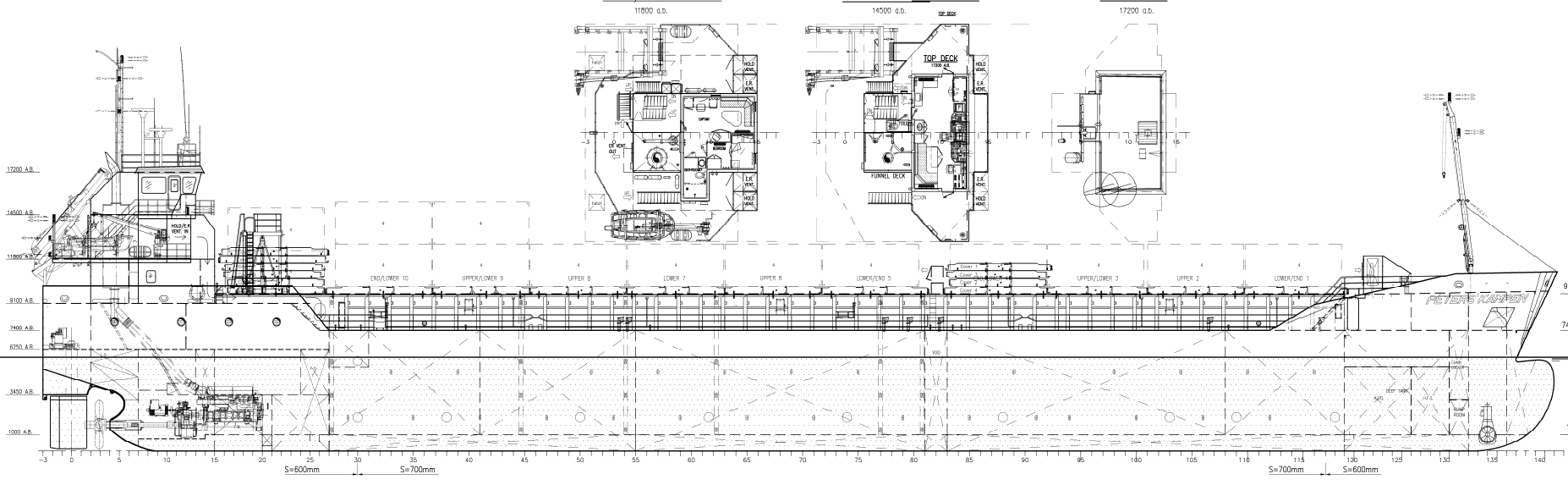


BOAT/VENT. DECK  
11800 o.d.

BRIDGE DECK  
14000 o.d.

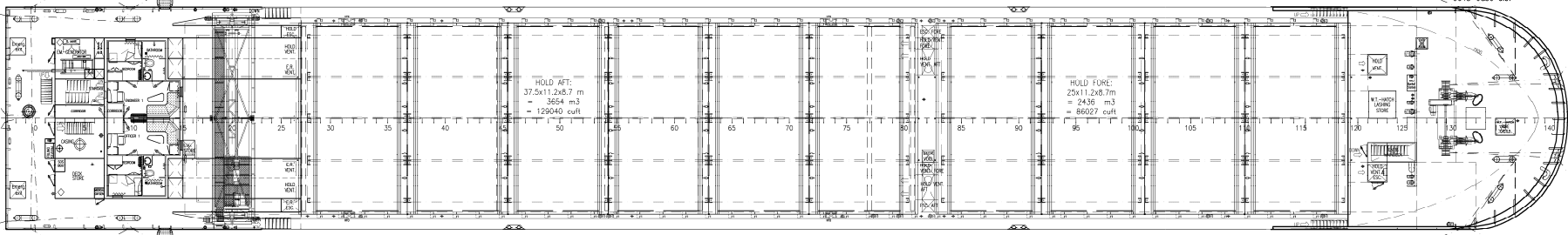
TOP DECK  
17200 o.d.



POOP DECK  
9100 o.b.

COAMING  
9700 o.b.

FORECASTLE DECK  
9646-9250 a.b.



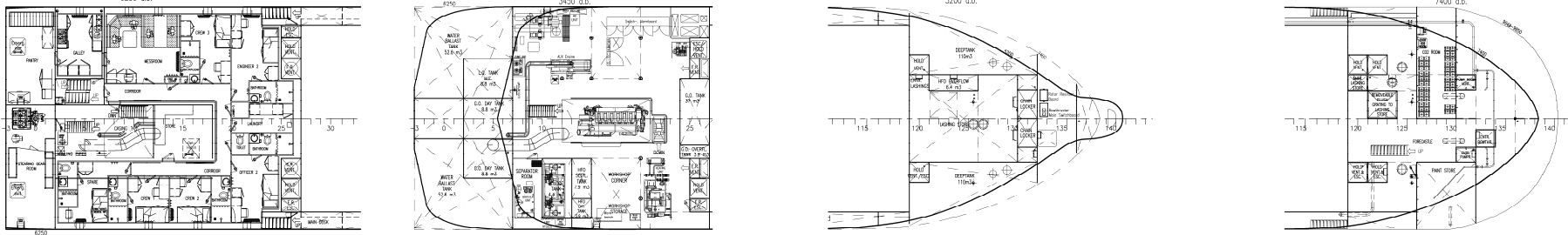
Class: Lloyd's Register.  
 ± 100 A1 LMC UMS  
 Strengthened for Heavy Cargoes.  
 Container cargoes in holds and on hatchcovers.  
 Finnish/Swedish Ice Class 1-B.  
 With the descriptive note: FSCA (plans).  
 Solas-II regulation 54  
 Flag: Dutch Shipping Inspectorate, unrestricted waters.

ACCOMMODATION DECK  
6250 a.d.

E.R. TWENDECK  
3450 a.b.

LASHING DECK  
5200 a.b.

MAIN DECK  
7400 a.b.

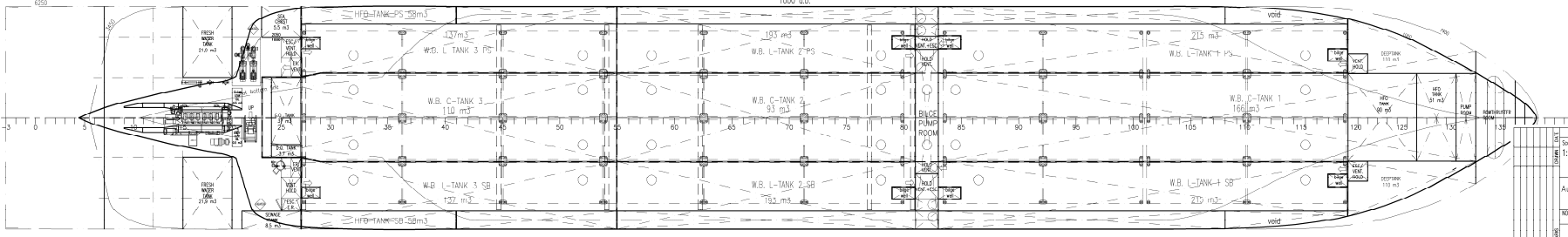


**PCP 5000**

Length o.a.	ca. 95.30 m
Length (85% D)	ca. 91.19 m
Length w.l.	ca. 92.75 m
Rule Length	ca. 89.97 m
Breadth max.	ca. 13.40 m
Breadth mid.	ca. 13.35 m
Depth	ca. 7.40 m
Draught mid.	ca. 5.714 m
Deadweight	ca. 5000 tdw
Hold capacity	ca. 215067 cuft
Containers in hold	120 TEU
Containers on hatch	56 TEU
Tanktop loading	15 ton/m <sup>2</sup>

ENGINE ROOM

TANK TOP  
1000 o.d.



Tank capacities:

ballast	ca. 1/88 m <sup>3</sup>
freshwater	ca. 43 m <sup>3</sup>
fuel	ca. 325 m <sup>3</sup>
sewage	ca. 8 m <sup>3</sup>

GT 3164  
 NT 1680  
 Engine power installed ca. 1950 kW  
 Trial speed ca. 12 kn

Scale: 1:100	Drawn: SP	Date: 04-02-2002	Series: PCP 5000	Sheet No.: A0
AutoCAD 2000	Description: GENERAL ARRANGEMENT			Total sheets: 1
NOTES: This drawing and the information contained are the property of SHIPFORD PETERS B.V. and may not be reproduced or used in part or in whole for any purpose without the written permission of this company.				Sheet No.: 1
SHIPFORD PETERS B.V. All-generations				1
REBUILDING OF SHIPS				1
P.O. Box 201 8180 AG KAMPEM				1