

5300 BHP TOWING SEABULK SNIPE



5300 BHP TOWING SEABULK SNIPE

DIMENSIONS

LENGTH OVERALL	60.00 m	196.80 ft
BREADTH MLD	13.00 m	46.65 ft
DEPTH	4.9 m	16.07 ft
DRAFT	4.26 m	13.97 ft
DEADWEIGHT		
GROSS TONNAGE	958 t	
NET TONNAGE	287 t	

CAPACITIES/TRANSFER RATES

FUEL OIL	652.8 m ³ – 80 m ³ /hr @ 60 m head	
DRILL WATER	349 m ³ – 80 m ³ /hr @ 60 m head	
POTABLE WATER	144.7 m ³ – 80 m ³ /hr @ 60 m head	
DRY BULK	50 t/hr	
LIQUID MUD	145.2 m ³ – 200 t/hr	
DISPERSANT CONNECTION		
COOL ROOM		
DEEP FREEZER		
FREE DECK SPACE	326.4 m ²	3,513.34 ft ²
DECK STRENGTH	550 t	

DECK EQUIPMENT

AHT WINCH	Double-drum waterfall type, 150 t line pull
TOW WIRE	1000 m x 52 mm dia.
SPARE WIRE	
TOWING PINS	
STERN ROLLER	3 m length x 1.2 m diameter
TUGGER WINCHES	2 x 5 t
WINDLASS	
ANCHORS	2 x 100 kg + 1 spare
ANCHOR CHAIN	2 x 275 m of 30 mm

MACHINERY

MAIN ENGINES	2 x MAK, total 5300 BHP @600 RPM
BOW THRUSTERS	450 BHP, 5 t
PROPELLERS	2 x V.P.P. in kort nozzles
RUDDERS	2
BOLLARD PULL	63 t
SHAFT GENERATOR	2 x 438KVA, 230/400VOLT, 50 cycles
AUX. GENERATORS	2 x 250KVA, 230/400VOLT, 50 cycles 1 x 125KVA, 230/400VOLT, 50 cycles

SPEED/CONSUMPTION

MAXIMUM SPEED	14.5 knots on about 15 t/day
ECONOMIC SPEED	8.0 knots on about 4.7 t/day
IN PORT	
STAND BY AT SEA	

ACCOMMODATION

CREW	6
OFFICERS	4
PASSENGERS	3 x 4 1 x 2
HOSPITAL	1

FIRE FIGHTING

PUMPS	2 x 1500 m ³ /hr
MONITORS (WATER)	2 x 1200 m ³ /hr
MONITORS (FOAM)	1 x 72.5 m ³ /hr
FOAM CAPACITY	

STAND-BY RESCUE

LIFE RAFT	
FAST RESCUE CRAFT	1 x Zodiac, 30hp
RESCUE ZONES	

ANTI-POLLUTION SYSTEM

DISPERSANT STORAGE	2 tanks with 55 m ³ total capacity
DISPERSANTS BOOMS	2
MIXING UNIT	

NAVIGATION/COMMUNICATION

RADARS	2
GYRO	1
AUTOPILOT	1
GMDSS	A3
GMDSS PORTABLE RADIO	
GPS	
ECHO SOUNDER	2
NAVTEX	
INMARSAT-C	
SSB	1 x 400w and 1 x 150w
VHF	2
VHF PORTABLE	

DOCUMENTATION


YEAR	1982
BUILDER	Hitzler, Germany
CLASS	B.V. – FIFI-1
FLAG / PORT OF REGISTRY	Liberia
CALL SIGN	ELZS7
OFFICIAL NUMBER / IMO NUMBER	11518/8111740

This specification is preliminary and subject to change without notice. Exact tank capacities, deadweight, deck cargo capacity and other figures that have been calculated and may change when the actual vessel is delivered.

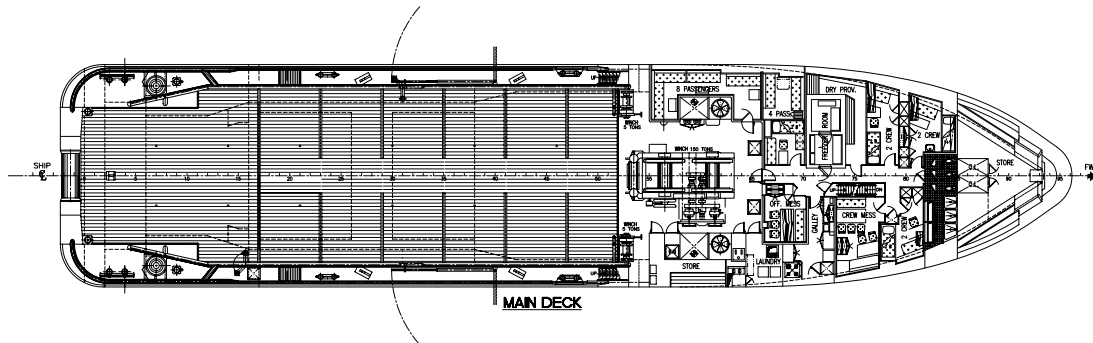
5300 BHP TOWING SEABULK SNIPE



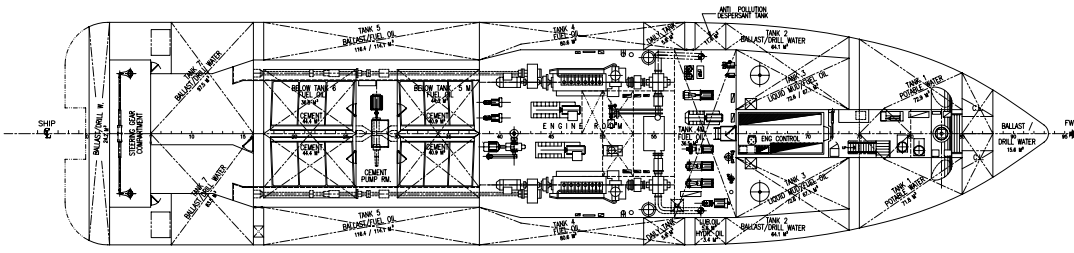
5300 BHP TOWING SEABULK SNIPE



OUTBOARD PROFILE



MAIN DECK



BELOW MAIN DECK